

## Absolute Maximum Ratings at Ta=25

Parameter	MAX	Unit
Power Dissipation	85	mW
Peak Forward Current <sup>*2</sup>	60	mA
Continuous Forward Current	25	mA
Reverse Voltage	5	V
Electrostatic Discharge(HBM) <sup>*3</sup>	2000	V
Moisture Sensitivity Level <sup>*1</sup>	4	
Operating Temperature Range	-40°C to + 85°C	
Storage Temperature Range	-40°C to + 85°C	
IR Reflow Temperature	260 for 10 Seconds MAX.	

### 1. Storage and operation:

- (1). Storage requirements before vacuum bag opened: Temperature<30 , Humidity<65%RH;
- (2). Check air leakage and vacuum bag damage before opened. If there is any issue found, check the humidity indicator card immediately after bag opened:
  - a. If color changes on “10% circle” of the humidity indicator card only and not the circles of 20% and above, components can be used without additional handling;
  - b. If color changes on both 10% and 20% circles but not the circles of 30% and above, components must be dehumidified according to the conditions of bullet (5);
  - c. If color changes on 10%, 20%, and 30% circle or above, the product should be returned to the supplier for high temperature dehumidification;
- (3). After bag opened, manual soldering or reflow process must follow the following requirements:
  - a. Complete soldering / reflow within 72 hours;
  - b. Requirements of working environment: Temperature<30 , Humidity<60%RH;
- (4). If the working condition is outside (3)a or (3)b requirement, the components must be dehumidified according to the conditions of bullet (5);
- (5). Low temperature dehumidification: temperature 60±5 , 24 hours;
- (6). Shelf life: 180 days. If it's over 180 days from the production date on the package label, the components must be dehumidified according to the condition of bullet (5). If customer is unable to dehumidify, return components to LIGHT for dehumidification.


### 2. Peak Forward Current:

Condition for is IFP pulse: Pulse Width 0.1ms and duty 1/10

### 3. Caution in ESD:

Static Electricity and surge damages the LED. It is recommend to use a wrist band or anti-electrostatic glove when handling the LED. All devices, equipment and machinery must be properly grounded.

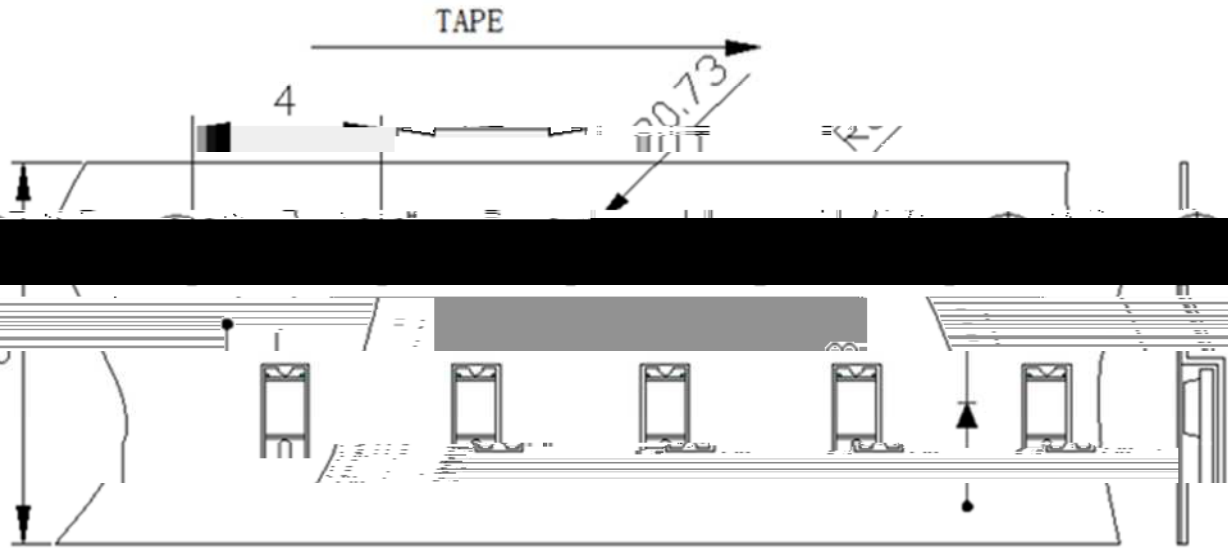
# LIGHT



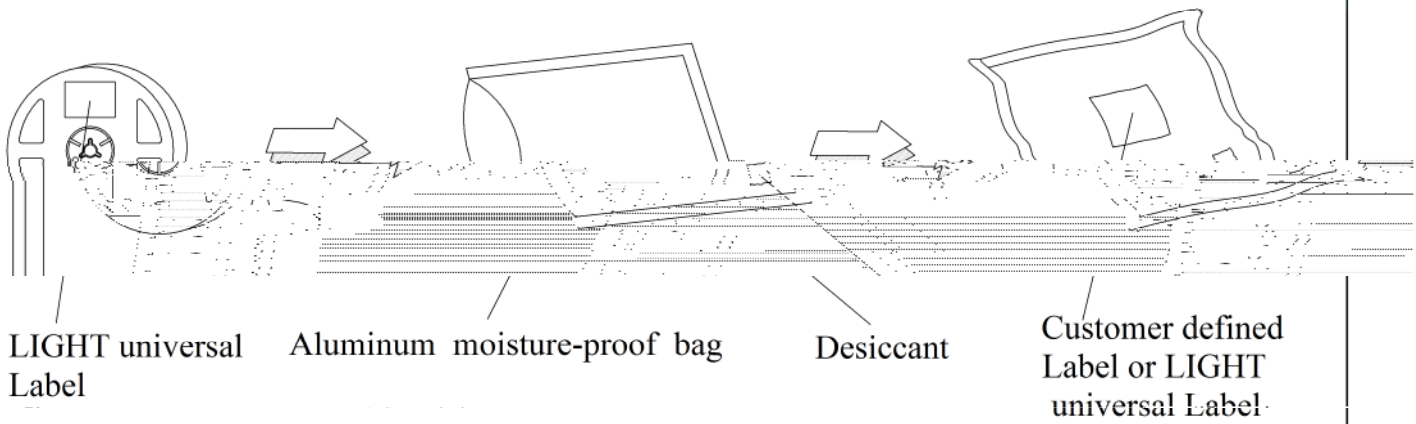




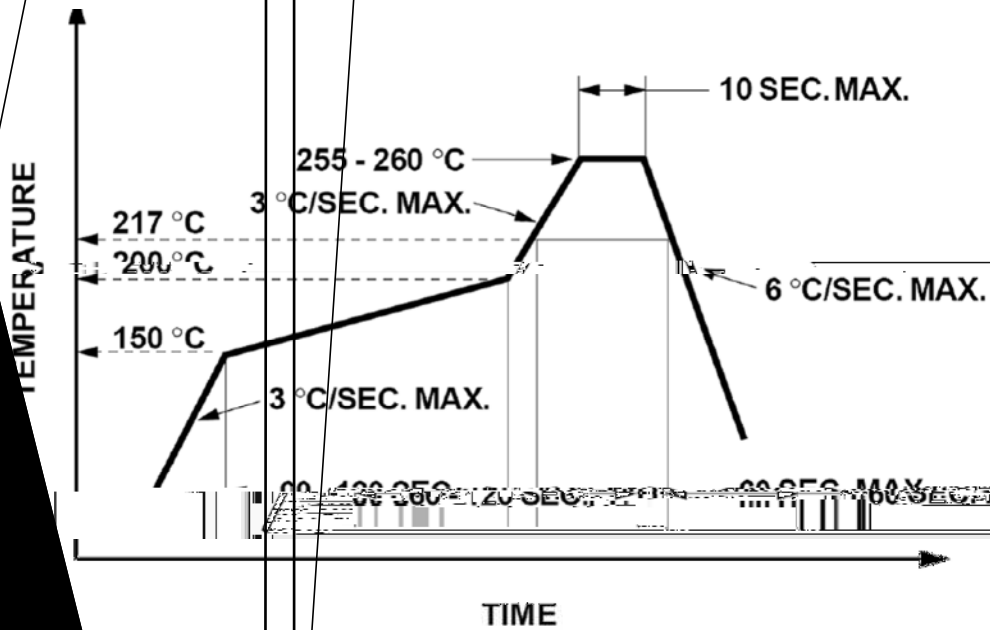
**Carrier Tape Specifications (Loaded Quantity: 1000 pcs/roll)**



**Moisture Resistant Packaging**



Best IR Reflow Condition For Lead Free



ing should not be done more than two times.

do not put stress on the LEDs during heating.

PROTASU-157

g, the temperature of the iron must less than 300°C for 3 seconds.

ld be done only once.

after the LEDs have been soldered. When repairing is unavoidable, a

should be used (as below figure). It should be confirmed beforehand

of LEDs will or will not be damaged by repairing.