

DATA SHEET

SPEC. NO. : SZ16032901
DATE : 2016/03/29
REV. : A/0

Approved By:

Checked By:

Prepared By:

| Parameter | Red | Green | Unit |
|---|------------------------------|-------|------|
| Power Dissipation | 72 | 102 | mW |
| Peak Forward Current ^{*2} | 100 | 100 | mA |
| Continuous Forward Current | 30 | 30 | mA |
| Reverse Voltage | 5 | 5 | V |
| Electrostatic Discharge (HBM) ^{*3} | 4000 | 4000 | V |
| Moisture Sensitivity Level ^{*1} | 5a | | |
| Operating Temperature Range | -40 to + 85 | | |
| Storage Temperature Range | -40 to + 100 | | |
| Reflow Temperature | 260 Max. for 10 Seconds Max. | | |

- (1). Storage requirements before vacuum bag opened: Temperature<30 , Humidity<65%RH;
- (2). Check air leakage and vacuum bag damage before opened. If there is any issue found, check the humidity indicator card immediately after bag opened:
 - a. If color changes on “10% circle” of the humidity indicator card only and not the circles of 20% and above, components can be used without additional handling;
 - b. If color changes on both 10% and 20% circles but not the circles of 30% and above, components must be dehumidified according to the conditions of bullet (5);
 - c. If color changes on 10%, 20%, and 30% circle or above, the product should be returned to the supplier for high temperature dehumidification;
- (3). After bag opened, manual soldering or reflow process must follow the following requirements:
 - a. Complete soldering / reflow within 24 hours;
 - b. Requirements of working environment: Temperature<30 , Humidity<60%RH;
- (4). If the working condition is outside (3)a requirement, the components must be dehumidified according to the conditions of bullet (5);
- (5). Low temperature dehumidification: temperature 60±5 , at least 24 hours;
- (6). Shelf life: 30 days. If it's over 30 days from the production date on the package label, the components must be dehumidified according to the condition of bullet (5). If customer is unable to dehumidify, return components to LIGHT for dehumidification.

Condition for is IFP pulse: Pulse Width 0.1ms and duty 1/10

Static Electricity and surge damages the LED. It is recommend to use a wrist band or anti-electrostatic glove when handling the LED. All devices, equipment and machinery must be properly grounded.

| | | | | | | | |
|--------------------------|------------------|-------|------|------|------|------|----------------------|
| Luminous Intensity | I _v | Red | 546 | 715 | 922 | mcd | I _F =20mA |
| | | Green | 1300 | 1700 | 2200 | mcd | I _F =20mA |
| Viewing Angle | 2 _{1/2} | --- | --- | 120 | --- | Deg. | (Note 2) |
| Peak Emission Wavelength | p | Red | --- | 635 | --- | nm | I _F =20mA |
| | | Green | --- | 515 | --- | nm | I _F =20mA |
| Dominant Wavelength | d | Red | 619 | --- | 629 | nm | I _F =20mA |
| | | Green | 515 | --- | 530 | nm | I _F =20mA |
| Spectral Line Half-Width | | Red | --- | 15 | --- | nm | I _F =20mA |
| | | Green | --- | 30 | --- | nm | I _F =20mA |
| Forward Voltage | V _F | Red | 1.8 | --- | 2.4 | V | I _F =20mA |
| | | Green | 2.6 | --- | 3.4 | V | I _F =20mA |
| Reverse Current | I _R | --- | --- | --- | 10 | μA | V _R =5V |


1. Luminous intensity is measured with a light sensor and filter combination that approximates the CIE eye-response curve. Tolerance of Luminous Intensity: ±15%.
2. $2_{1/2}$ is the off-axis angle at which the luminous intensity is half the axial luminous intensity.
3. The dominant wavelength, d is derived from the CIE chromaticity diagram and represents the single wavelength which defines the color of the device. Tolerance of Dominant Wavelength: ±1.0nm.
4. Tolerance of Forward Voltage: ±0.1V.




D.

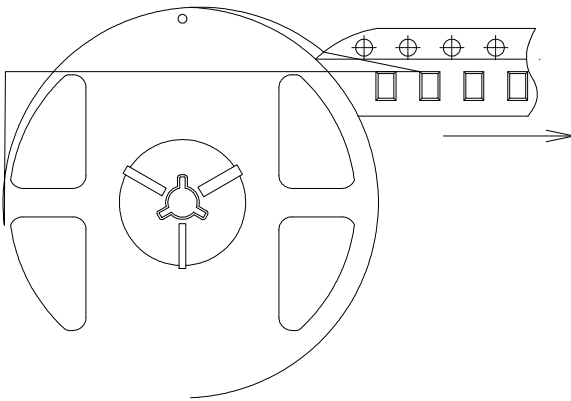
90°

LIGHT Universal Label

| | |
|-----------------------------|--|
| LIGHT | |
| Light Electronics CO., LTD. | |
| MODEL NAME: _____ |  LOT NO. : _____ |
| QUANTITY: _____ | |
| BIN: _____ | |
| PACKING DATE: _____ | |
| REMARKS: _____ | |

Customer Defined Label


| | |
|-----------------------------|--|
| LIGHT | |
| Light Electronics CO., LTD. | |
| MODEL NAME: _____ |  LOT NO. : _____ |
| QUANTITY: _____ | |
| BIN: _____ | |
| PACKING DATE: _____ | |
| CUSTOMER P/N: _____ | |



Tolerance unless mentioned is $\pm 0.2\text{mm}$; Unit = mm

LI

LIGHT ELECTRONICS CO., LTD.



| | | | |
|--|--|--|--|
| | | | |
|--|--|--|--|

