



Ground-Detecting Module Product Specifications

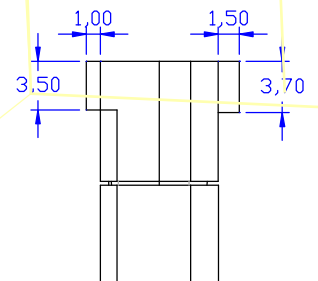
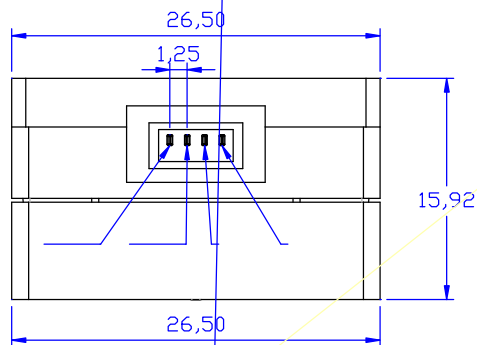
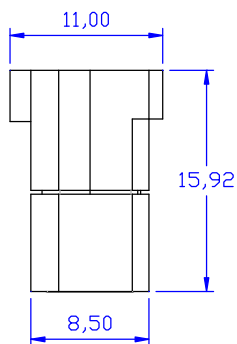
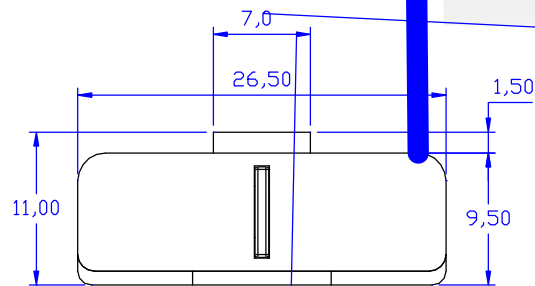

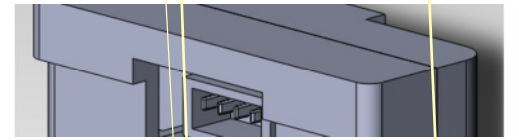
SPEC. NO. : SZ22082301
DATE : 2022/08/23
REV. : A/0

Approved By:

Checked By:

Prepared By:


--	--	--	--



1. All dimensions are in millimeters.
2. Tolerance is $\pm 0.50\text{mm}$ unless otherwise noted.
3. Specifications are subject to change without notice.

LI

LIGHT ELECTRONICS CO., LTD.



--	--	--	--

Input						
Parameter	Symbol	Min.	Typ.	Max.	Unit	Test Condition
Peak Wavelength	λ_p	---	940	---	nm	$I_F=50mA$
Forward Voltage	V_F	---	1.35	1.60	V	$I_F=50mA$
Reverse Current	I_R	---	---	10	μA	$V_R=5V$

Output						
Parameter	Symbol	Min.	Typ.	Max.	Unit	Test Condition
Collector-Emitter Breakdown Voltage	BV_{CEO}	30	---	---	V	$I_C=0.1mA$ $E_e=0mW/cm^2$
Emitter-Collector Breakdown Voltage	BV_{ECO}	5	---	---	V	$I_E=0.1mA$ $E_e=0mW/cm^2$
Collector-Emitter Saturation Voltage	$V_{CE(SAT)}$	---	---	0.4	V	$I_C=2mA$ $E_e=1.0mW/cm^2$
Rise Time	T_r	---	15	---	μs	$V_{CC}=5V$ $R_L=1K$ $I_C=1mA$
Fall Time	T_f	---	15	---	μs	
Collector Dark Current	I_{CEO}	---	---	100	nA	$V_{CE}=10V$ $E_e=0mW/cm^2$
On State Collector Current	$I_{C(ON)}$	1.0	5.0	---	mA	$V_{CE}=5V$ $I_F=20mA$